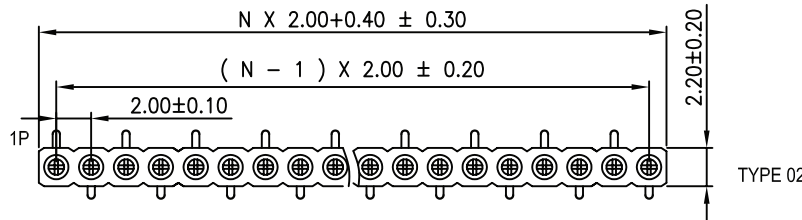
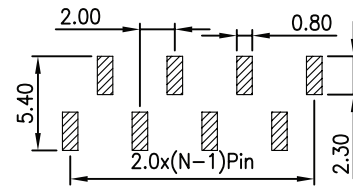


TYPE 01

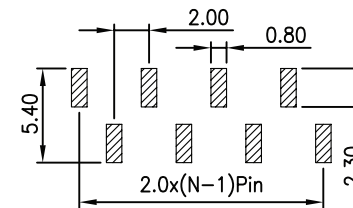


TYPE 02

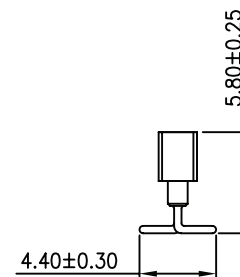
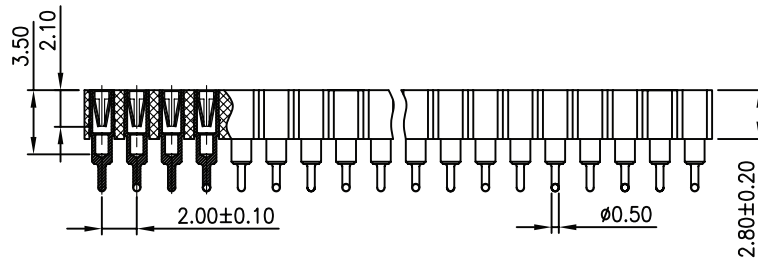
Recommended P.C.B Layout(Top Side)
(PCB BOARD TOLERANCE±0.05)



TYPE01



TYPE02



Materials

Pin (outer sleeve) :Brass,

Clip(contact 4 /6finger) :Beryllium copper,heat treated

Plating(outer sleeve) :

Tin plated : 1.25u"m/50u"nickel,5um/200u"Tin

Gold plated: 1.25u"m/50u"nickel,full gold

Plating clip(contact):

1.25um/50 u"nickel,gold or tin plating

Insulator body(black) : Glass filled thermoplastic polyester UL94V-0 electrical

Current rating : 3 Amps/contact max.

Contact resistance : 10m.Ω /contact

Insulation resistance : 1000M at V=100V

Operating voltage : 60 AC/DC

General description of ordering code

FAMILY	TYPE	PITCH	N° PIN PER ROW	VERSION	CLIP PLATING	TYPE PCB	PACKAGE
ZH	0 [single row]	200	XX [01 ≤ XX ≤ 36]	M	F [flash gold]	A [type 1]	T [tube]
					T [tin]	B [type 2]	V [tray]
							R [reel]



euro-conn



UNITS: mm

SHEET SIZE: ISO A4

SCALE:---

> 0 ~ 3

> 3 ~ 18

> 18 ~ 50

> 50 ~ 120

± 0.12

± 0.15

± 0.3

± 0.5



First angle projection

IC-SOCKET