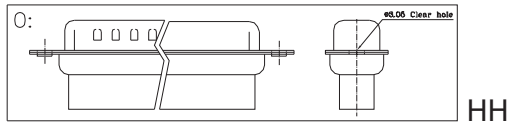
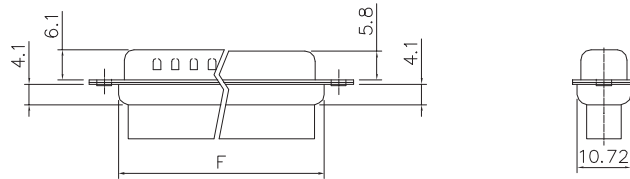
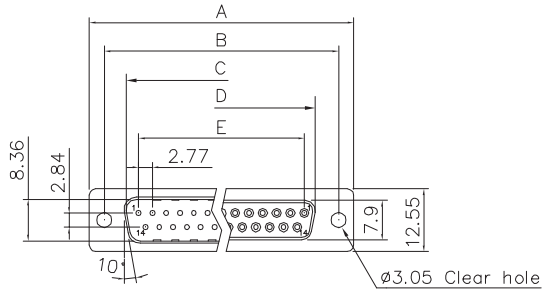


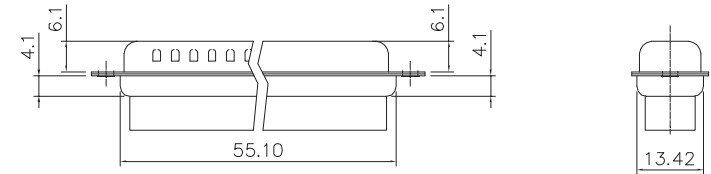
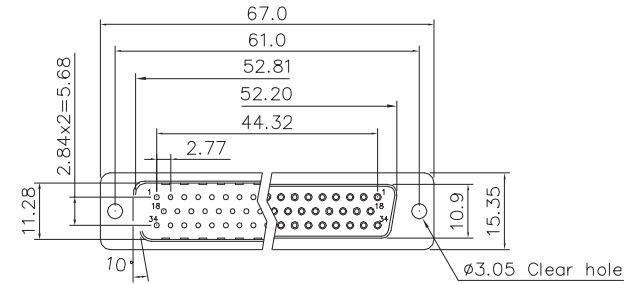
CONSULT SALES OR FACTORY FOR OTHER MOUNTING STYLE OPTIONS

D_sub - crimp housing- contact stamped



Dimensions

Positions	A	B	C	D	E	F
9	30.81	24.99	16.92	16.33	11.08	19.20
15	39.20	33.30	25.25	24.70	19.39	27.70
25	53.05	47.04	38.96	38.40	33.24	41.10
37	69.40	63.50	55.42	54.80	49.86	57.30



50 Positions

Product Specification

Material

Insulator : Glass-Filled Thermoplastic PBT, UL94V-0

Insulator Color : Black

Shell : Steel, 100u" Tin Over 50u" min Copper

Clinch Nut : Brass, Nickel Plated.

Screwlock : Brass, Nickel Plated.

Electrical

Insulation Resistance : 1000 megohms at 500 VDC

Dielectric Withstanding Voltage : 1000 VAC/rms 60Hz for 1 minute

FAMILY	MODEL	CONTACT TYPE	N° PIN	TYPE	CLIP PLATING	ACCESSORIES
DS	C	S	9	M [male]	H [void]	HH [clear hole, 1 mm]
			15	F [female]		
			25			
			37			
			50			



euro-conn



UNITS: mm

SHEET SIZE: ISO A4

SCALE:---



First angle projection

> 0 ~ 3

> 3 ~ 18

> 18 ~ 50

> 50 ~ 120

± 0.12

± 0.15

± 0.3

± 0.5

D-SUB