

D_sub - press-fit - contact stamped

Product Specification

Material

Insulator :Glass-Filled Thermoplastic PBT,UL94V-0 rated

Contact :Brass

Shell : Steel, 100u" Tin Over 50u" min Copper

Clinch Nut: Brass, 100u" min Nickel Plated.

Boardlock :Brass, 100u" min Tin Plated.

Screwlock :Brass, 100u" min Nickel Plated.

Electrical

Contact Resistance :20 milliohms

Max at 1 AMP DC.

Insulation Resistance :1000

megohms at 500 VDC

Dielectric Withstanding Voltage :

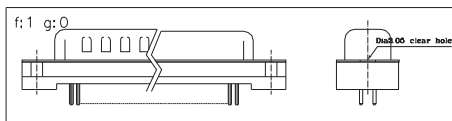
1000 VAC/rms 60Hz for 1 minute

Current Rating :3 AMP

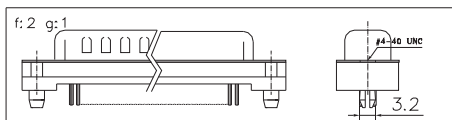
Volatge Rating :250 VAC/rms 60Hz

Dimensions

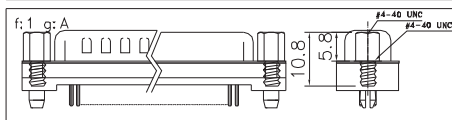
Positions	A	B	C	D	E
9	30.81	24.99	16.92	16.33	11.08
15	39.20	33.30	25.25	24.70	19.39
25	53.05	47.04	38.96	38.40	33.24
37	69.40	63.50	55.42	54.80	49.86



HH

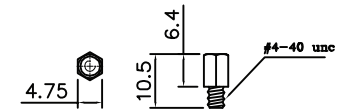
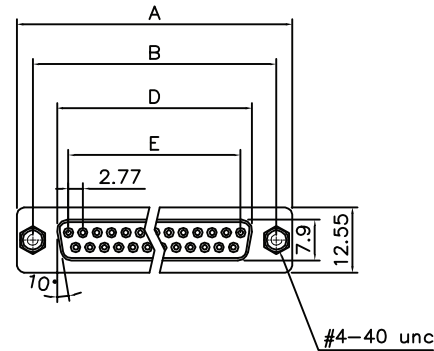


H2

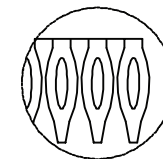
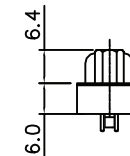
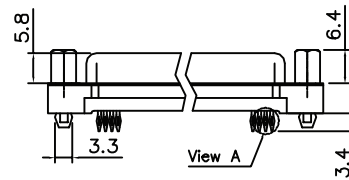


H3

CONSULT SALES OR FACTORY FOR OTHER MOUNTING STYLE OPTIONS



#4-40 unc screwlock installed



View A=5:1

FAMILY	MODEL	CONTACT PRESS-FIT	N° PIN	TYPE	CLIP PLATING	ACCESSORIES
DS	L	P	09	M (male)	F (flash gold)	HH (clear hole, 1 mm)
			15	F (female)	G [gold 15u"]	
			25		D [gold 30u"]	
			37			



euro-conn



UNITS: mm

SHEET SIZE: ISO A4

SCALE:---

> 0 ~ 3

> 3 ~ 18

> 18 ~ 50

> 50 ~ 120

± 0.12

± 0.15

± 0.3

± 0.5



First angle projection

DSL P