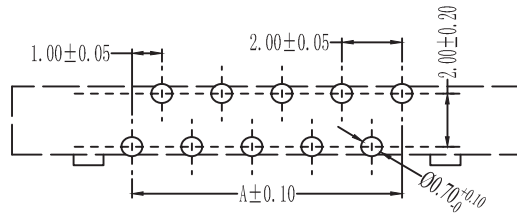
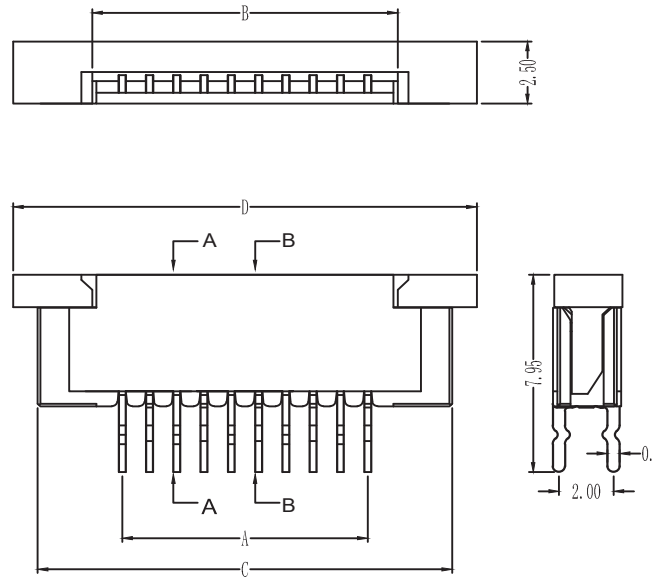


Pins	A	B	C	D
2	1	3.2	7.2	9
3	2	4.2	8.2	10
4	3	5.2	9.2	11
5	4	6.2	10.2	12
6	5	7.2	11.2	13
7	6	8.2	12.2	14
8	7	9.2	13.2	15
9	8	10.2	14.2	16
10	9	11.2	15.2	17
11	10	12.2	16.2	18
12	11	13.2	17.2	19
13	12	14.2	18.2	20
14	13	15.2	19.2	21
15	14	16.2	20.2	22
16	15	17.2	21.2	23
17	16	18.2	22.2	24
18	17	19.2	23.2	25
19	18	20.2	24.2	26
20	19	21.2	25.2	27
21	20	22.2	26.2	28
22	21	23.2	27.2	29
23	22	24.2	28.2	30
24	23	25.2	29.2	31
25	24	26.2	30.2	32
26	25	27.2	31.2	33
27	26	28.2	32.2	34
28	27	29.2	33.2	35
29	28	30.2	34.2	36
30	29	31.2	35.2	37
31	30	32.2	36.2	38
32	31	33.2	37.2	39
33	32	34.2	38.2	40
34	33	35.2	39.2	41
35	34	36.2	40.2	42



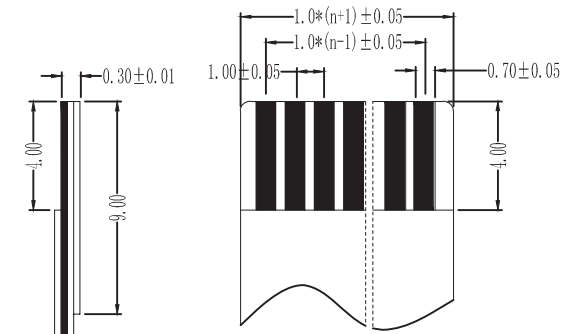
PCB Layout

Material:

Housing: LCP UL94V-0
 Lock: PA46, UL94V-0
 Plug spring: phosphor bronze, Tin Plated / Gold Plated

Electrical characteristics:

Rated current: 0.5A
 Rated voltage: 50V
 Withstand voltage: 500V
 Contact resistance: ≤ 20mΩ
 Insulation resistance: 800MΩ
 Operating Temperature: -20°C To +85°C



Suitable for flat cable

General description of ordering code

FAMILY	PITCH	MODEL	N° PIN	VERSION	PLATING	OPTION	OPTION1	COLOR	PACKAGE
FPZ	100	E	XX	D [straight]	F [gold flash]	0 [Standard]	0 [Standard]	B [black]	V [tray]
									T [tube]
									R [reel+cap]



euro-conn



UNITS: mm	SHEET SIZE: ISO A4		SCALE: ----
> 0 ~ 3	> 3 ~ 18	> 18 ~ 50	> 50 ~ 120
± 0.12	± 0.15	± 0.3	± 0.5

! I prodotti e le caratteristiche possono cambiare senza preavviso.
 The products and their features may change without notice.

ZIF Connector